

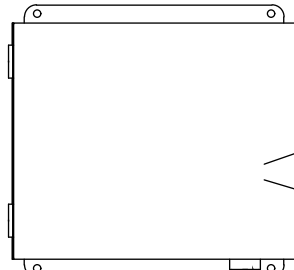
IMPORTANT! PROBE WIRING INSTRUCTIONS - MODELS TMS2000/TMS3000/TMS4000

WARNING

Refer to TMS installation manual for WARNINGS and CAUTIONS before proceeding. FAILURE TO COMPLY MAY RESULT IN PERSONAL INJURY, PROPERTY LOSS AND EQUIPMENT DAMAGE.

PROBE MODELS COVERED BY THIS BULLETIN	
MP450S	MP461SC
MP451S	MP461S[A], [V]
MP452S	MP462S[A], [V]
	MP463S[A], [V]

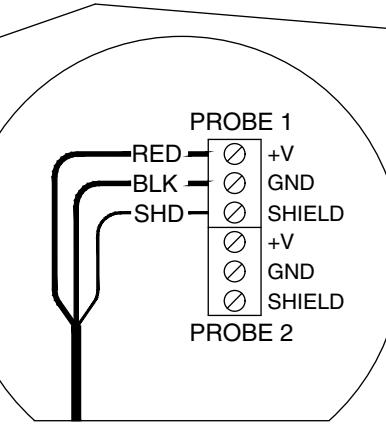
TMS CONSOLE



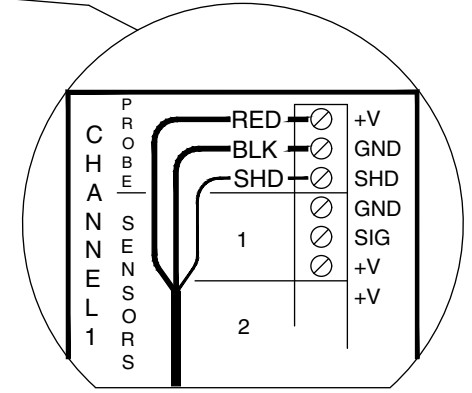
NON-INTRINSICALLY SAFE WIRING
INTRINSICALLY SAFE WIRING

3/4" NPT (TMS2000)
1" NPT (TMS3000/TMS4000)
OR EQUIVALENT
CONDUIT FITTING

TYPICAL WIRING FOR TMS CONSOLES



TMS2000 PROBE INPUT WIRING

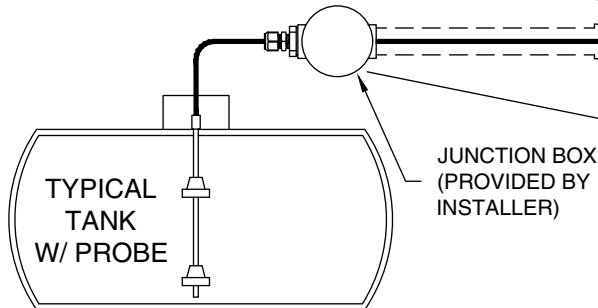


TMS3000/TMS4000 PROBE INPUT WIRING

NON-HAZARDOUS AREA

HAZARDOUS AREA
CLASS 1, GROUPS C,D

CONDUIT AND VAPOR SEAL FITTING
(SIZE AND LOCATION TO BE
DETERMINED BY QUALIFIED INSTALLER)



WIRING MUST BE DONE IN WATERTIGHT RATED BOX/HOUSING

WIRE SPLICE SEAL CONNECTOR (BY PCO *)
FOLLOW SUPPLIED WIRE SPLICE INSTRUCTIONS
BULLETIN 179; KIT P/N 10585-2 (FOR MP46xS)
BULLETIN 181; KIT P/N 10585-2L (FOR MP45xS)

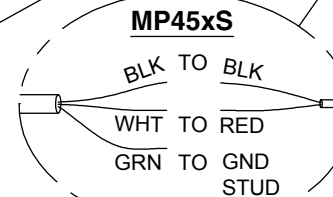
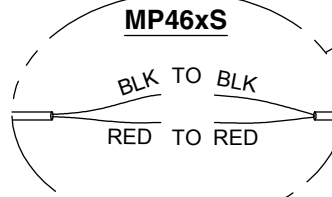
1/2" NPT OR EQUIV. CABLE GRIP
REQ'D ONLY ON MP45xS MODELS
(JUNCTION BOX MOUNTS DIRECTLY
TO PROBE ON MP46xS MODELS)

FIELD WIRING CABLE (BY CUSTOMER)
EXAMPLE: BELDEN 8441, AVAILABLE
FROM PCO * AS CW1-0500 (500' SPOOL)

FROM PROBE

TO CONSOLE
(AS SHOWN ABOVE)

REDUCER FITTING
(IF NEEDED)



FIELD CABLE
Note for all probe models:
Conductor colors may vary
depending on cable manufacturer.
The field cable shield wire must
be connected to the PROBE
SHIELD TERMINAL in the console
I.S. compartment and should be cut
back and left unterminated at the
probe junction box.

* "PCO" REFERS TO PNEUMERCATOR COMPANY.