

# IMPORTANT! TMS3000/TMS4000 SENSOR WIRING INSTRUCTIONS

IDENTIFY THE TYPE OF SENSOR(S) TO BE INSTALLED. WIRING MUST BE TERMINATED ON THE TERMINALS INDICATED BELOW TO ENSURE CORRECT OPERATION.

SEE PAGE 2 FOR TMS3000 SENSOR NUMBERING SEQUENCE

## 2-WIRE SENSORS

### MODEL

**HS100D (NON-DISCRIMINATING)**  
FIELD CABLE CONDUCTOR COLORS SHOWN.

**HS100ND**

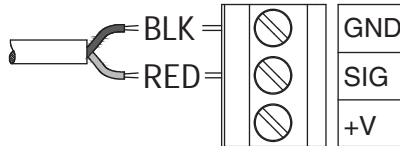
**LS600** NOTE: LS600 SUPPLIED WITH CONDUCTOR COLOR PAIR PER SWITCH POINT. REFER TO THE TAG ATTACHED TO THE SENSOR.  
FIELD CABLE CONDUCTOR COLORS SHOWN.

**LS600LD / LS610**

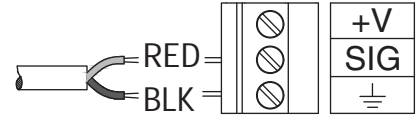
**RSU800 (NON-DISCRIMINATING)**  
FIELD CABLE CONDUCTOR COLORS SHOWN.

**RSU801**

### 4-PROBE/8-SENSOR CARD WIRING



### 16-SENSOR CARD WIRING



## 3-WIRE SENSORS

### MODEL

**ES825-100 SERIES**

**ES825-200 SERIES**

"W" = WHITE; "G" = GREEN

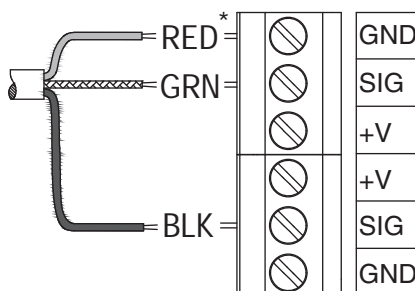
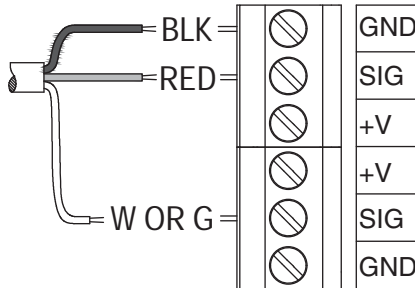
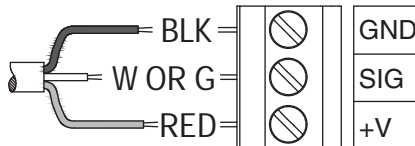
**HS100D (DISCRIMINATING)**  
FIELD CABLE CONDUCTOR COLORS SHOWN.

"W" = WHITE; "G" = GREEN

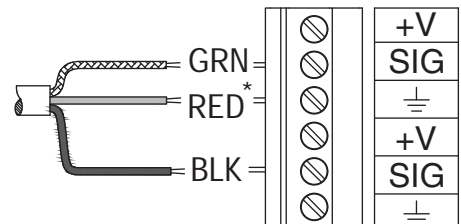
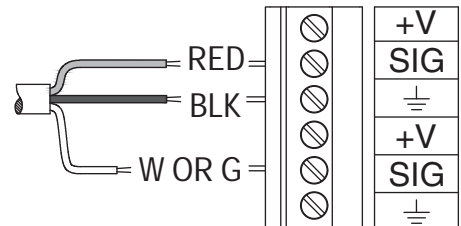
**RSU800 (DISCRIMINATING)**

\* RED IS COMMON GROUND WIRE

### 4-PROBE/8-SENSOR CARD WIRING



### 16-SENSOR CARD WIRING



NOTE THE REVERSE ORDERING OF SENSOR INPUT NAMES

Questions? Contact Technical Support at (800) 209-7858



GROUP 3

NUMBERING

GROUP 2

NUMBERING

GROUP 1

NUMBERING

(3)  
4-PROBE/  
8-SENSOR  
CARDS

C	PROBE	
H	SENSOR 1	17
1	SENSOR 2	18
C	PROBE	
H	SENSOR 1	19
2	SENSOR 2	20
C	PROBE	
H	SENSOR 1	21
3	SENSOR 2	22
C	PROBE	
H	SENSOR 1	23
4	SENSOR 2	24

C	PROBE	
H	SENSOR 1	9
1	SENSOR 2	10
C	PROBE	
H	SENSOR 1	11
2	SENSOR 2	12
C	PROBE	
H	SENSOR 1	13
3	SENSOR 2	14
C	PROBE	
H	SENSOR 1	15
4	SENSOR 2	16

C	PROBE	
H	SENSOR 1	1
1	SENSOR 2	2
C	PROBE	
H	SENSOR 1	3
2	SENSOR 2	4
C	PROBE	
H	SENSOR 1	5
3	SENSOR 2	6
C	PROBE	
H	SENSOR 1	7
4	SENSOR 2	8

(2)  
4-PROBE/  
8-SENSOR  
CARDS

SENSOR 1	17
SENSOR 2	18
SENSOR 3	19
SENSOR 4	20
SENSOR 5	21
SENSOR 6	22
SENSOR 7	23
SENSOR 8	24
SENSOR 9	25
SENSOR 10	26
SENSOR 11	27
SENSOR 12	28
SENSOR 13	29
SENSOR 14	30
SENSOR 15	31
SENSOR 16	32

C	PROBE	
H	SENSOR 1	9
1	SENSOR 2	10
C	PROBE	
H	SENSOR 1	11
2	SENSOR 2	12
C	PROBE	
H	SENSOR 1	13
3	SENSOR 2	14
C	PROBE	
H	SENSOR 1	15
4	SENSOR 2	16

C	PROBE	
H	SENSOR 1	1
1	SENSOR 2	2
C	PROBE	
H	SENSOR 1	3
2	SENSOR 2	4
C	PROBE	
H	SENSOR 1	5
3	SENSOR 2	6
C	PROBE	
H	SENSOR 1	7
4	SENSOR 2	8

(1)  
16-SENSOR  
CARD

SENSOR 1	25
SENSOR 2	26
SENSOR 3	27
SENSOR 4	28
SENSOR 5	29
SENSOR 6	30
SENSOR 7	31
SENSOR 8	32
SENSOR 9	33
SENSOR 10	34
SENSOR 11	35
SENSOR 12	36
SENSOR 13	37
SENSOR 14	38
SENSOR 15	39
SENSOR 16	40

SENSOR 1	9
SENSOR 2	10
SENSOR 3	11
SENSOR 4	12
SENSOR 5	13
SENSOR 6	14
SENSOR 7	15
SENSOR 8	16
SENSOR 9	17
SENSOR 10	18
SENSOR 11	19
SENSOR 12	20
SENSOR 13	21
SENSOR 14	22
SENSOR 15	23
SENSOR 16	24

C	PROBE	
H	SENSOR 1	1
1	SENSOR 2	2
C	PROBE	
H	SENSOR 1	3
2	SENSOR 2	4
C	PROBE	
H	SENSOR 1	5
3	SENSOR 2	6
C	PROBE	
H	SENSOR 1	7
4	SENSOR 2	8

(1)  
4-PROBE/  
8-SENSOR  
CARD

(2)  
16-SENSOR  
CARDS