


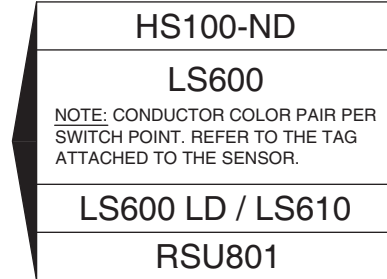
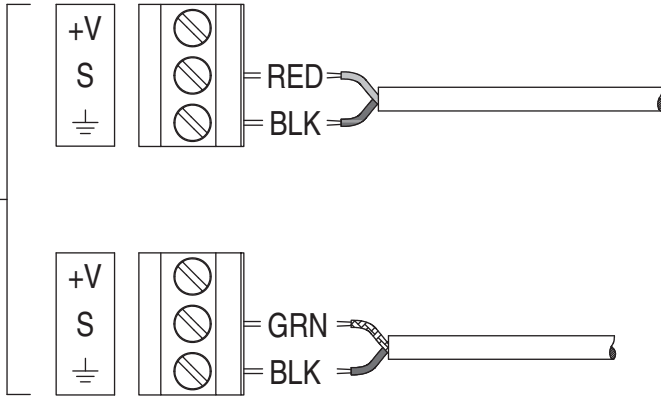
# IMPORTANT! TMS2000 SENSOR WIRING INSTRUCTIONS

IDENTIFY THE TYPE OF SENSOR(S) TO BE INSTALLED. WIRING MUST BE TERMINATED ON THE TERMINALS INDICATED BELOW TO ENSURE CORRECT OPERATION.

## 2-WIRE SENSORS

NOTE: "S" = SIGNAL AND IS CONSECUTIVELY NUMBERED "S1" THROUGH "S8" ON THE TMS2000 CIRCUIT BOARD

WIRING


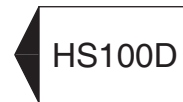
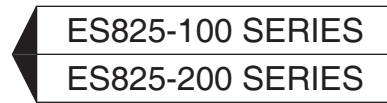
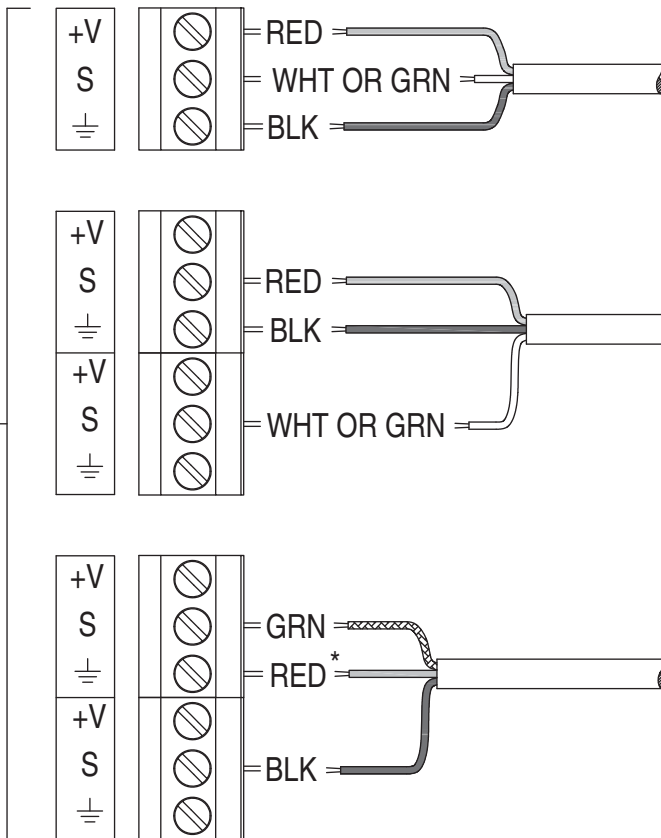


MODEL

## 3-WIRE SENSORS

NOTE: "S" = SIGNAL AND IS CONSECUTIVELY NUMBERED "S1" THROUGH "S8" ON THE TMS2000 CIRCUIT BOARD

WIRING



\* RED IS COMMON GROUND WIRE

MODEL

Questions? Contact Technical Support at (800) 209-7858

